

A woman with long brown hair is flying over a dark blue ocean. She is wearing a white top and a large, patterned teal and blue cape that forms her wings. The cape has intricate geometric and floral designs. The background is a teal sky with white clouds. 

HOW WE LEARNED TO

FLY

Three small, stylized figures with large white wings stand on the edge of a dark cliff. One figure is in the foreground, and two are slightly behind it. The background is a teal sky with a single bird flying. 

HABLA SUMMER  
TEACHER INSTITUTE

JULY 18 - 22, 2022



# The Cordel from Brazil

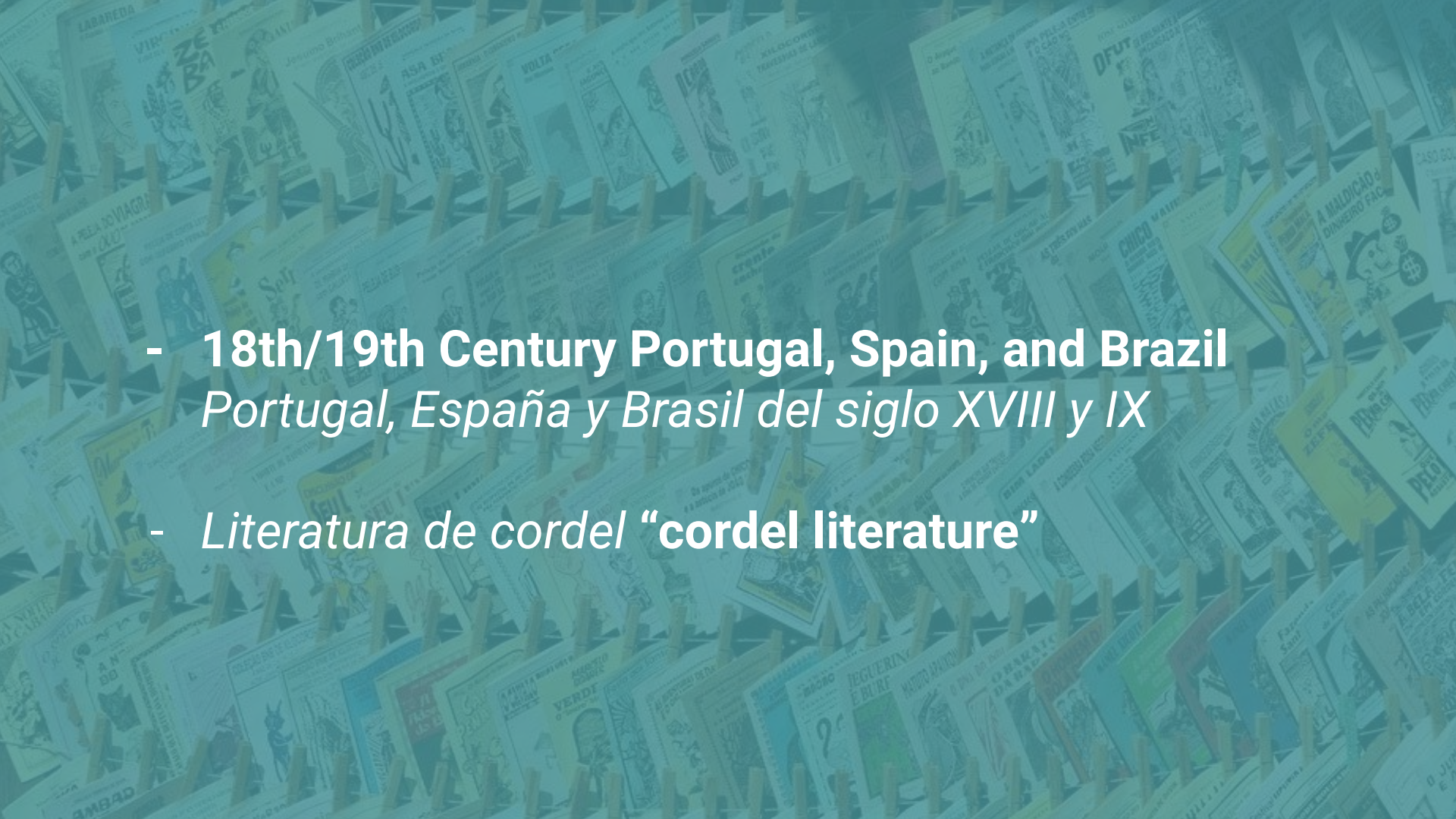
*El cordel de Brazil*

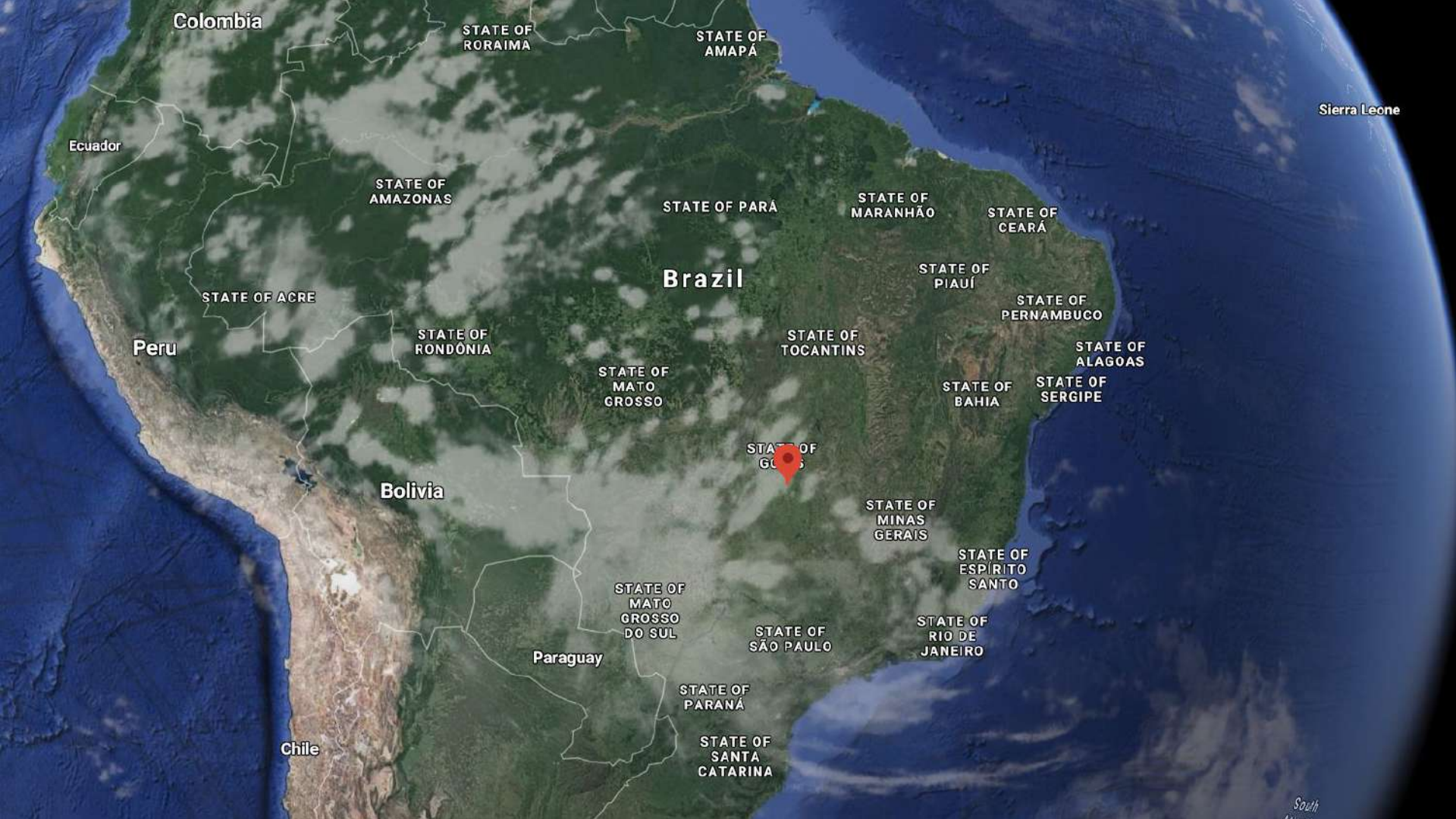








- 
- **18th/19th Century Portugal, Spain, and Brazil**  
*Portugal, España y Brasil del siglo XVIII y IX*
  - *Literatura de cordel* “**cordel literature**”



Colombia

STATE OF RORAIMA

STATE OF AMAPÁ

Sierra Leone

Ecuador

STATE OF AMAZONAS

STATE OF PARÁ

STATE OF MARANHÃO

STATE OF CEARÁ

Brazil

STATE OF PIAUÍ

STATE OF ACRE

STATE OF PERNAMBUCO

Peru

STATE OF RONDÔNIA

STATE OF TOCANTINS

STATE OF ALAGOAS

STATE OF MATO GROSSO

STATE OF BAHIA

STATE OF SERGIPE

Bolivia

STATE OF GOIÁS

STATE OF MINAS GERAIS

STATE OF ESPÍRITO SANTO

STATE OF MATO GROSSO DO SUL

STATE OF SÃO PAULO

STATE OF RIO DE JANEIRO

Paraguay

STATE OF PARANÁ

STATE OF SANTA CATARINA

Chile

South





***Inhumas, Brazil***



























MADERAS E MAIS  
P/ CONSTRUÇÃO





# Students rally with art to express unity

01:00 AM EDT on Thursday, May 15, 2008

By Tatiana Pina

Journal Staff Writer



Valerie Florez, a sophomore at Central Falls High School, ties one of the many strips of cloth outside the school. The ceremony was part of an art project to help students express their thoughts about two recent shootings.











## TUESDAY REFLECTION

I hope to be able to create lesson plans for my teens class that set them up for success.

The 1-to activities in different variations sound, performance and visual art

How can I work some of these texts into my classroom?

- Completing a concise piece of artwork to present as an exhibition at the end of class or every other class is the goal for the next semester.

# WOW

\* It was great to see how easy it was to have all group members make cut-outs of shapes.

This activity would be helpful for students who have difficulty cutting shapes or who have difficulty thinking of what to cut-out. Also, it saves time when your are limited in minutes of work in the classroom.







Ways of Windows!  
This week  
Sharing  
Creating  
Thinking

Wow!  
This week  
Sharing  
Creating  
Thinking

Wow!  
This week  
Sharing  
Creating  
Thinking

Wow!  
This week  
Sharing  
Creating  
Thinking



Wow!  
This week  
Sharing  
Creating  
Thinking  
Jill Walker

Wow!  
This week  
Sharing  
Creating  
Thinking  
WOLVES  
WOLVES

Wow!  
This week  
Sharing  
Creating  
Thinking

Wow!  
This week  
Sharing  
Creating  
Thinking  
WOLVES

Wow!  
This week  
Sharing  
Creating  
Thinking









# The Cordel of Literature

## *Literatura de Cordel*

1. Browse the cordel. Find one page that speaks to you.
2. Share your passage with a partner. Choose **one** to keep; one to set aside.
3. With your partner, find a different pair to form a group of four.
4. Share your passage with the other pair. Choose **one** to keep; one to set aside.





## The Cordel of Literature

1. Navega por el cordel. Encuentra una página que te hable.
2. Comparte tu fragmento con un compañero. Escoge **uno** para conservar y uno para ponerlo de lado.
3. Con tu compañero, encuentra una pareja diferente para formar un grupo de cuatro.
4. Comparte tu fragmento con el otro par. Escoge **uno** para conservar y uno para poner de lado.





## **The Cordel of Literature**

*Literatura de Cordel*

**Remix It! repeat, rearrange**

*¡Remézcalo! Repite, reorganiza.*

**Vary It! individual, pair, trios**

*¡Varíalo! Individual, par, trios.*

**Stage It! minimal staging**

*¡Ponlo en escena! De forma minimalista*















# Wheatpaste

## *Paste-Up*

**Like graffiti and muralism, wheatpasting is a type of street art. This practice consists of composing images and texts on a surface that is then pasted onto a structure.**

*Al igual que los grafitis y el muralismo, el paste-up es una técnica de arte callejero. Esta herramienta se basa en la composición de imágenes y textos sobre una superficie para luego pegarla sobre una estructura.*





**Wheatpaste as political denunciation—  
Caiozzama, is a Chilean artist, who used the  
walls of Chile to make statements. Through the  
paste-up technique, he joins photomontage  
and hand drawing, with striking phrases,  
similar to memes on social networks.**

*El paste-up como denuncia política.--  
Caiozzama es un artista chileno que eligió las  
paredes de Chile para expresar su opinión. A  
través de la técnica del paste-up, une fotomontaje  
y dibujo a mano con frases llamativas,  
semejantes a los memes en las redes sociales.*





# Jerry Cordeiro

*Canadian artist and photographer behind The Humans Experience, founded in 2014, the project started by giving voice and visibility to some of Edmonton's most vulnerable residents, but expanded in the last two years to include Vancouver, New York, Los Angeles, San Francisco, etc.*








# JR

*JR (born 1983) is the pseudonym of a French photographer and street artist. Describing himself as a photographeur (a portmanteau of "photographer" and "graffeur"—French for "graffiti artist"). He states that the street is "the largest art gallery in the world."*











# Kati Horna

*(May 19, 1912 - October 19, 2000), born Katalin Deutsch, was a Hungarian-born Mexican photojournalist, surrealist photographer and teacher. She was born in Budapest, at the time part of the Austrian-Hungarian Empire, lived in France, Germany, Spain, and later was naturalized Mexican.*









# Sara Facio

*(born 18 April 1932) is an Argentine photographer. She is best known for having photographed various cultural personalities, including Argentine writers Julio Cortázar, María Elena Walsh and Alejandra Pizarnik.*









# Flor Garduño

*(born 1957) is a Mexican photographer. Garduño is known for her black-and-white portraits of a diverse range of subjects, including indigenous people and cultures, street photography, and still lifes.*








# Graciela Iturbide

*(born May 16, 1942) is a Mexican photographer. Her work has been exhibited internationally, and is included in many major museum collections such as the San Francisco Museum of Modern Art and The J. Paul Getty Museum.*













**Extreme Close Up**

**Close Up**

**Loose Close Up**

**Tight Medium Shot**

**Medium Shot**

**Medium Full Shot**

**Full Shot**



# Photograph Instructions

*Create an imaginative photograph of how you learned to fly.*

- Work in trios
- Every photo has to be:
  - Medium shot
  - Black and white
  - Vertical Format
- For your photo you can use:
  - Archetypal objects
- Edit, scale, crop and adjust your image.

**Send photo to:** [tommasoiskra@gmail.com](mailto:tommasoiskra@gmail.com)







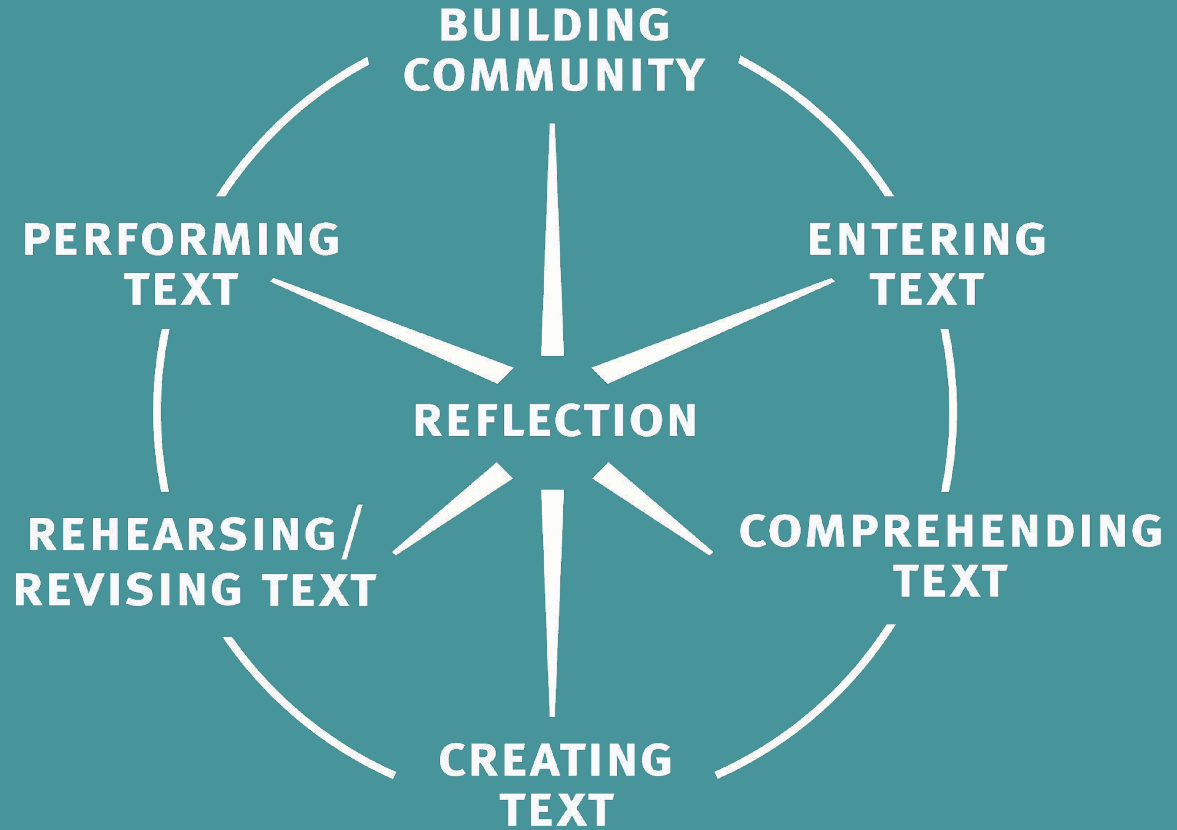
# Photograph Instructions

*Crea una foto imaginativa acerca de cómo aprendiste a volar.*

- Trabajen en tríos
- Todas las fotos deben ser:
  - Plano medio
  - Blanco y negro
  - Formato vertical
- Para tu foto puedes usar:
  - Objetos arquetípicos
- Edita, adapta, corta y ajusta tu imagen.





**Manda tu foto a:** [tommasoiskra@gmail.com](mailto:tommasoiskra@gmail.com)

# The Performance Cycle











# The Performance Cycle



# BUILDING COMMUNITY



FORMING

ENT





**UNITY**

**ENTERING  
TEXT**

**CTION**







Missile Boy

**CLASS HELPERS**


- Attendance Book
- Thank-You Folder
- Community Activities
- Learning Activities
- 2-Stranger / Free-Stranger
- Organization Activities

New Spelling  
A-62 ODD ONLY  
Wed. Study Guide  
Hand Apperatives

**SECTION**

**COMPREHENDING  
TEXT**





**prehensile**



## reader as builder

*Anderson, 1977; Collins, Brown, & Larkin  
1980*







# CREATING TEXT









The background is a solid teal color. It features several white abstract lines: a vertical line at the top center, a diagonal line from the top right towards the center, and a curved line at the bottom. A white pencil tip is visible on the right side, pointing towards the text.

# REHEARSING/ REVISING TEXT





The image features a solid teal background. Three white, thick, curved lines are scattered across the frame: one in the top right, one in the bottom left, and one in the bottom right. The text 'PERFORMING TEXT' is centered in a bold, white, sans-serif font. The word 'PERFORMING' is on the top line, and 'TEXT' is on the line below it. In the bottom right corner, the letters 'DEF' are partially visible in the same white font.

# PERFORMING TEXT

DEF







November 20, 2015



**REFLECTION**

**IG/  
EXT**

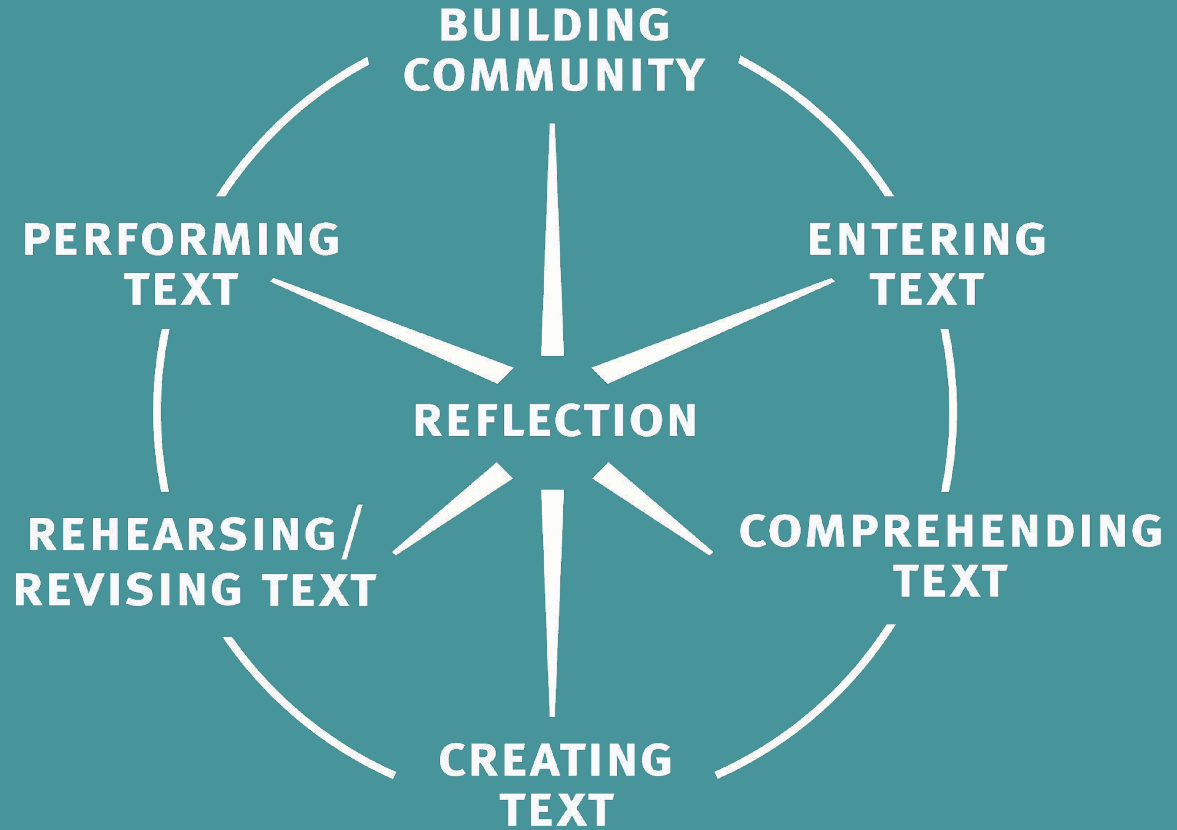
**COM**



*reflection:*  
to bend light  
backwards



# The Performance Cycle



# www.artslit.org

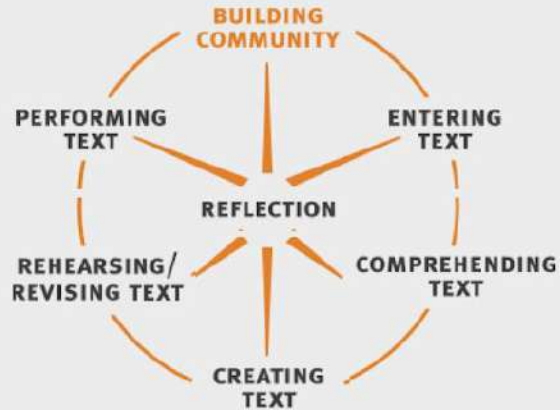


Publications

**The Handbook**

News And Events

Professional Development





Linking Literacy and the Arts

A  
Reason  
to  
Read



EILEEN LANDAY KURT WOOTTON

Foreword by SHIRLEY BRICE HEATH

# The Habla Constellation

